

AW-FET-060C-065/100C-120 AW-FGT-100C-120/180C-250 AW-FGT-260C-380

FE Unmanaged PoE Switch



Extend PoE up to 200M at 10 Mbps • Surge Protection

VIVOTEK's FE unmanaged PoE switches equipped with DIP switch provides ST Standard and EX Extend operational modes. They are specially designed for IP Surveillance applications. Besides standard 802.3af/at PoE functions in ST mode, the EX mode also transmits data & power on one single cable up to 200 meters at 10 Mbps via specific EX ports for long reach PoE IP cameras. VIVOTEK's FE unmanaged PoE switches also feature adding an additional 10% range of input voltage tolerance (280VAC 4hr, 300VAC 1min), lightning surge protection of AC power & PoE


surge protection to prevent damage caused by outside unstable AC power, lightning strikes and power spikes. These unique features help to reduce the costs of replacing damaged units.

VIVOTEK's FE unmanaged PoE switches provide five sub models consisting of 6, 10, 10,18 and 26 ports with a range of power budgets from 60W to 370W for IP surveillance applications.


Key Features

- 15.4W/30W 802.3af/802.3at compliant
- 4KV PoE surge protection each port(AW-FET-060C-065/AW-FET-100C-120/AW-FGT-100C-120)
- 12KV PoE surge protection each port(AW-FGT-180C-250/AW-FGT-260C-380)
- 4KV AC surge protection
- 20% range of input voltage tolerance (280VAC 4Hr, 300VAC 1min)
- Circuit protection prevents power interference between ports
- Detects PoE PD (power device) automatically
- ST mode reaches PoE camera up to 100M @ 100Mbps via any PoE port
- EX mode reaches 802.3at camera up to 200M @ 10Mbps via EX PoE ports

• ST Mode








• EX Mode



Range Guide	EX Port @ EX Mode	Any Port @ ST Mode
802.3at PoE IP Camera	200M @ 10Mbps	100M @ 100Mbps

Technical Specifications

Model	AW-FET-060C-065	AW-FET-100C-120	AW-FGT-100C-120	AW-FGT-180C-250	AW-FGT-260C-380
					
Short Highlight	4xFE PoE + 2xFE UTP	8xFE PoE + 2xFE UTP	8xFE PoE + 1xGE UTP + 1xGE SFP	16xFE PoE + 2xGE Combo	24xFE PoE + 2xGE Combo
Networking Specifications					
10/100 Mbps RJ45 PoE Port	4	8	8	16	24
10/100 Mbps RJ45 Port	2	2	-	-	-
10/100/1000 Mbps RJ45 Port	-	-	1	-	-
Gigabit SFP Slot	-	-	1	-	-
Gigabit RJ45/SFP Combo Ports	-	-	-	2	2
EX Mode PoE (200M@10Mbps)*	2	2	2	8	8
VLAN Mode	-	Supported	Supported	-	-
Ethernet Performance					
Switching Capacity	1.2 Gbps	2 Gbps	5.6 Gbps	7.2 Gbps	8.8 Gbps
Mac Table	2 K	2 K	4 K	16 K	16 K
Jumbo Frame			1536 Bytes		
Auto-MDI/MDI-X, Auto-Negotiation			Supported		
Power Specifications					
Power Input Voltage	100VAC ~ 240VAC				
Max. PoE Output Power	Per Port 54VDC, Max. 30W				
Total PoE Power Budget	60W	120W	120W	240W	370W
IEEE 802.3af/at	Supported				
Power Pin Assignment	1/2(+), 3/6(-)				
PoE PD Auto Detection	Supported				
Surge Protection/Each PoE Port	4 KV	4 KV	4 KV	12 KV	12 KV
Surge Protection for AC Power	4 KV				
General					
Operating Temperature	0°C ~ 50°C (32°F ~ 122°F)				
Storage Temperature	-20°C ~ 70°C (-4°F ~ 158°F)				
Operating Humidity	10% ~ 90% non-condensing				
Dimensions	168 (L) x 94.1 (W) x 32 (H) mm	220 (L) x 150 (W) x 44 (H) mm	280 (L) x 180 (W) x 44 (H) mm	440 (L) x 200 (W) x 44 (H) mm	440 (L) x 200 (W) x 44 (H) mm
Weight	0.5 KG	1.2 KG	1.54 KG	3.6 KG	3.8 KG

Technical Specifications

Model	AW-FET-060C-065	AW-FET-100C-120	AW-FGT-100C-120	AW-FGT-180C-250	AW-FGT-260C-380
-------	-----------------	-----------------	-----------------	-----------------	-----------------

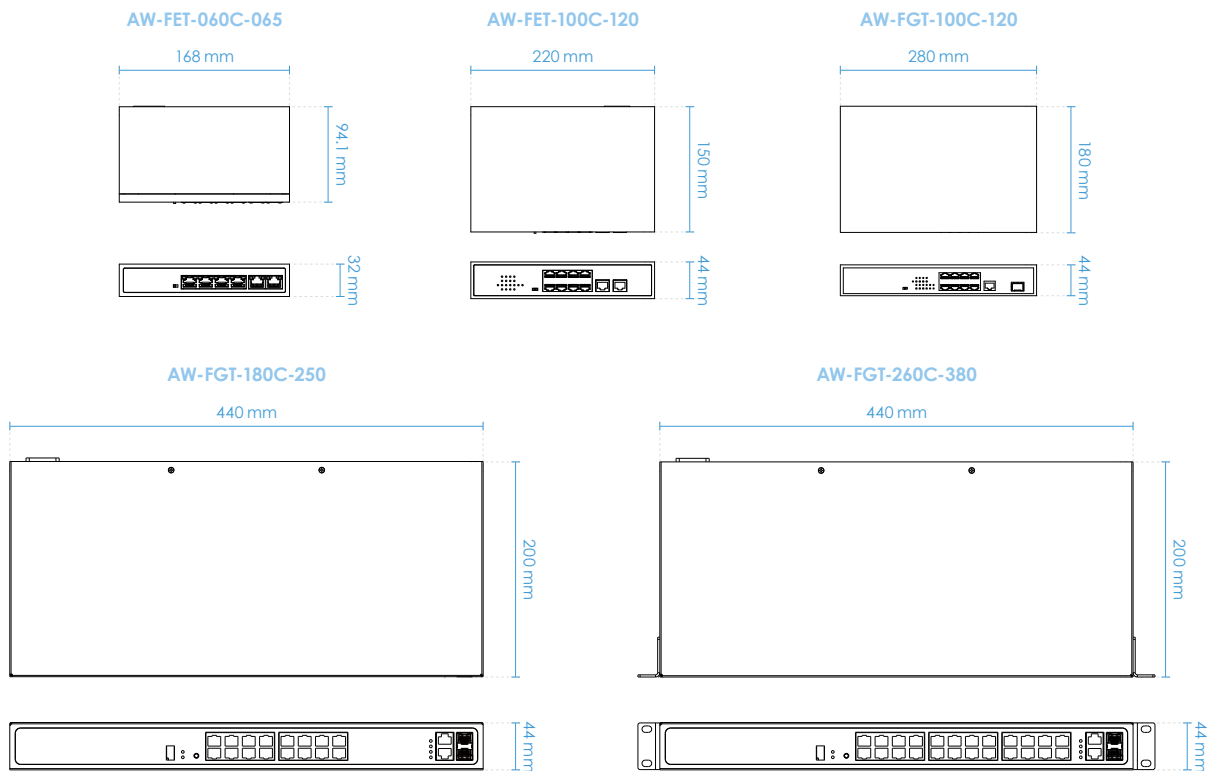


Certifications

EMC CE, FCC, VCCI, C-Tick Class A

Safety EN60950-1, IEC60950-1

Dimensions



* EX Mode:

1. CAT.6 or better UTP/STP cable is highly recommended.
2. Low quality cables will seriously limit the cabling distance.
3. Ex mode doesn't support with the FE8391-V model.